

Back in the Cold

Capital & Coast DHB

September 2019
Lynette Collis
CCDHB Cold Chain Reviewer


What was the problem



- 2017 - audit of cold chain management identified the need to improve processes to meet MOH Standards
- 96 fridges & freezers across 3 sites
 - 1 area held cold chain accreditation

Key improvements

- Multidisciplinary working group (Feb 2018)
- Updated cold chain management policy
- Created Annual Cold Chain Record
- Cold chain reviewer appointed .2FTE
- Improved fridge replacement/maintenance
- 44 areas achieved cold chain accreditation
- Implemented new centralised refrigerator monitoring system



Annual Cold Chain Record

Ward or area name: _____ Year: _____

Refrigerator asset number: _____

Refrigerator manufacture year: _____

*Pharmaceuticals requiring refrigeration must be stored in pharmaceutical refrigerators
Pharmaceutical refrigerators must be replaced every 10 years*

Provide the following information if the refrigerator stores medicines/vaccines -

Two designated cold chain staff:


1 _____

2 _____

Contact number: _____

Vaccine refrigerator cold chain accreditation expiry date: _____

Capital Docs number 1.859 order from the CCDHB print room. Issued June 2019

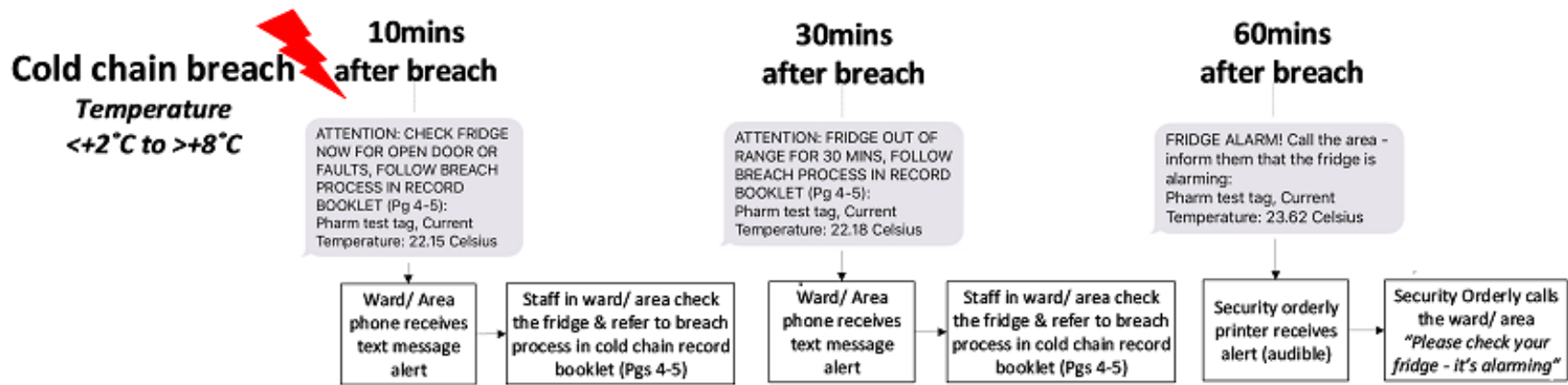
 Capital & Coast
District Health Board
ŪPOKO KI TE URU HAUORA

Refrigerator monitoring

- Centralised refrigerator monitoring system – Stanley Healthcare, AeroScout MobileView
- Records temperatures 5 min intervals



Alert process



Benefits of online system

- Patient safety - confident vaccines & medicines stored safely
- Medicine Information - saving pharmacist time
 - 45 cold chain calls between Jan-July 2019
 - 38 (84%) of these answered without requiring investigation

Before project:

- Wasted \$39,600 per annum (\$3,300/month)

After project:

- Jan to July 2019, wasted \$1040 (\$149/month)

Audit 6/19

Daily minimum/maximum refrigerator temperature recordings

Month: January

Record the temperatures at the same time each day & reset the digital thermometer

	1st	2nd	3rd	4th	5th	6th	7th	8th	9th	10th	11th	12th	13th	14th	15th	16th	17th	18th	19th	20th	21st	22nd	23rd	24th	25th	26th	27th	28th	29th	30th	31st
13°C																															
12°C																															
11°C																															
10°C											10.4		Alert - act quickly																		
9°C																															
8°C																															
7°C			7												7														7		
6°C	6.2	6.5		6.3	6.9	6.8	6.2	6.7	6.3	6.1		6.3	6.7	6		6.2	6.3	6.8	6.2	6.7	6.3	6.3	6.9	6.8	6.1	6.3	6.9	6.8	6.1		6.1
5°C																															
4°C	4	4.3	4.1	4.2	4	4.4	4	4.3	4.1	4.2		4.4	4	4.3	4.1	4.2	4	4	4.3	4.1	4.2	4.4	4	4	4.3	4.1	4.2	4.4	4	4.6	4
3°C											3.9																				
2°C																															
1°C																															
0°C																															
-1°C																															
-2°C																															
Reset min/max	✓	✓	✓	✓	✓	✓	✓	✓	✓	✓	✓	✓	✓	✓	✓	✓	✓	✓	✓	✓	✓	✓	✓	✓	✓	✓	✓	✓	✓	✓	
Initials	RP	RP	RP	RP	LC	LC	LC	LC	RP	RP	RP	RP	LC	LC	LC	LC	RP	RP	RP	RP	LC	LC	LC	LC	RP	RP	RP	RP	LC	LC	

Weekly Check: Compare weekly emailed temperature history report to daily minimum and maximum recordings.
 Comments: 11 January: Stocktake Completed temperature up, data logger showed max temperature 10.4 degrees C for 15mins