

Improving immunisation coverage Indigenous children in Queensland



What more can we do?

Amanda Hicks
Clinical Nurse Consultant
Health Contact Centre, Queensland Health

Australia

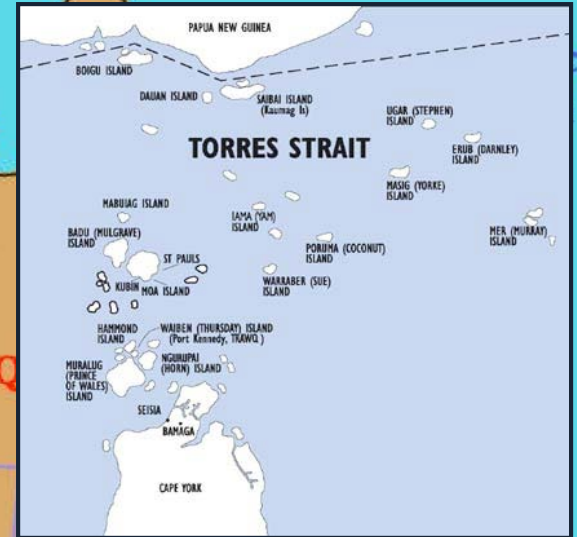
Arafura Sea

Timor Sea

Coral Sea



Northern Territory



South Australia

New South Wales

Indian Ocean

Brisbane



Indian Ocean

Hobart

Tasmania

Queensland population

Median age at death

	Female	Male	All	Non-Indigenous	Indigenous
Qld estimate	83 years	77 years	80 years	Half of all non-Indigenous deaths occurred in people aged under	Half of all Indigenous deaths occurred in people aged under
Qld difference to Australia	-0.7 years	-1.4 years	-1.2 years	81 years	58 years



Queensland

Population health status profile

Demography



Population 2014

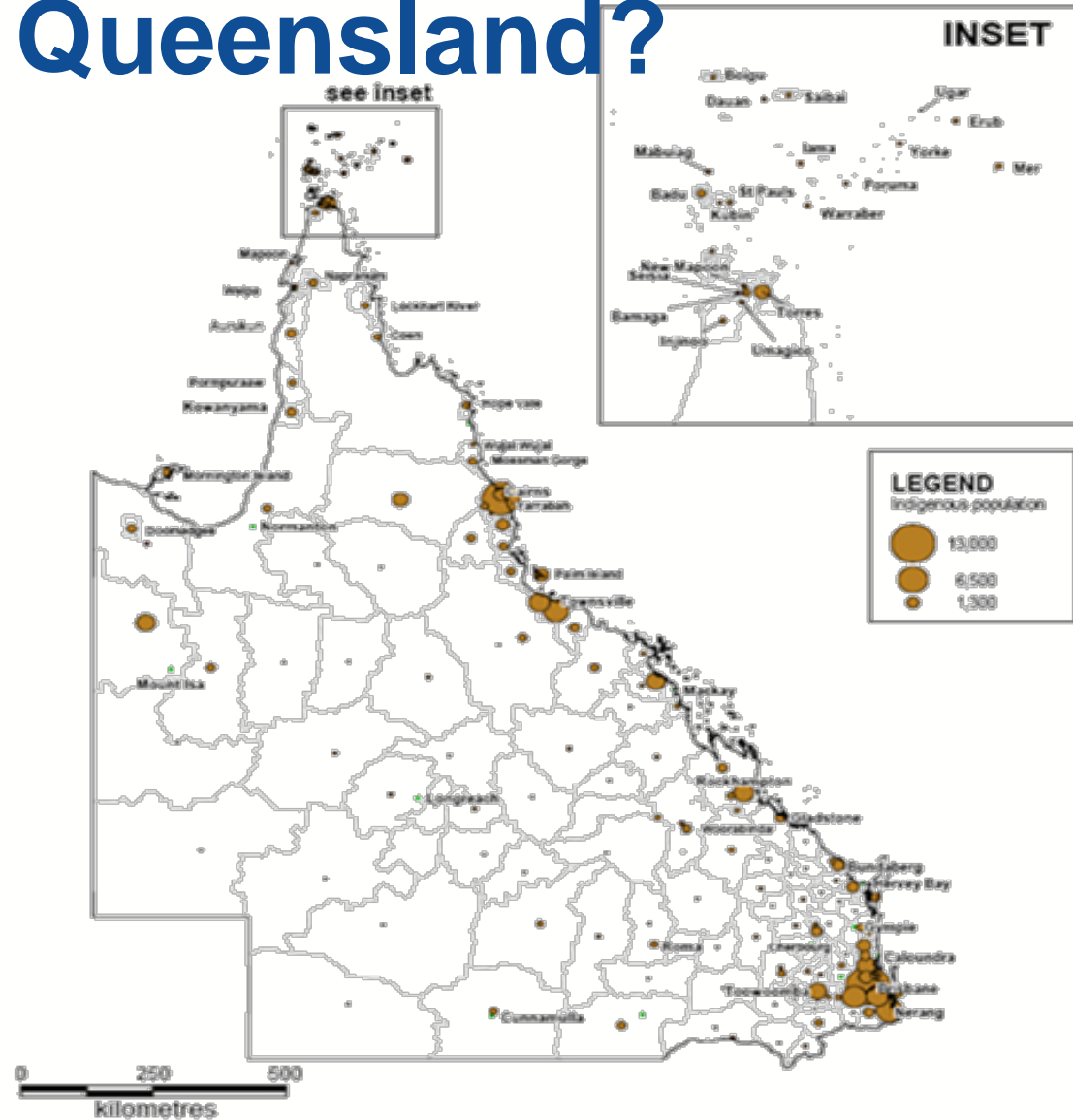
4,719,925

21%

growth in population is projected by 2026

Where do Indigenous people live in Queensland?

- 32.7% major cities
- 51.0% regional centres
- 16.3% remote and very remote areas



Indigenous Queensland

ABORIGINAL AND TORRES STRAIT ISLANDER PEOPLE BY STATE AND TERRITORY, 2016 (a)

Aboriginal and Torres Strait Islander people			
	No.	%	(as a proportion of state/territory) %
NSW	216 176	33.3	2.9
Vic.	47 788	7.4	0.8
Qld	186 482	28.7	4.0
SA	34 184	5.3	2.0
Australia	649 171	100.0	2.8

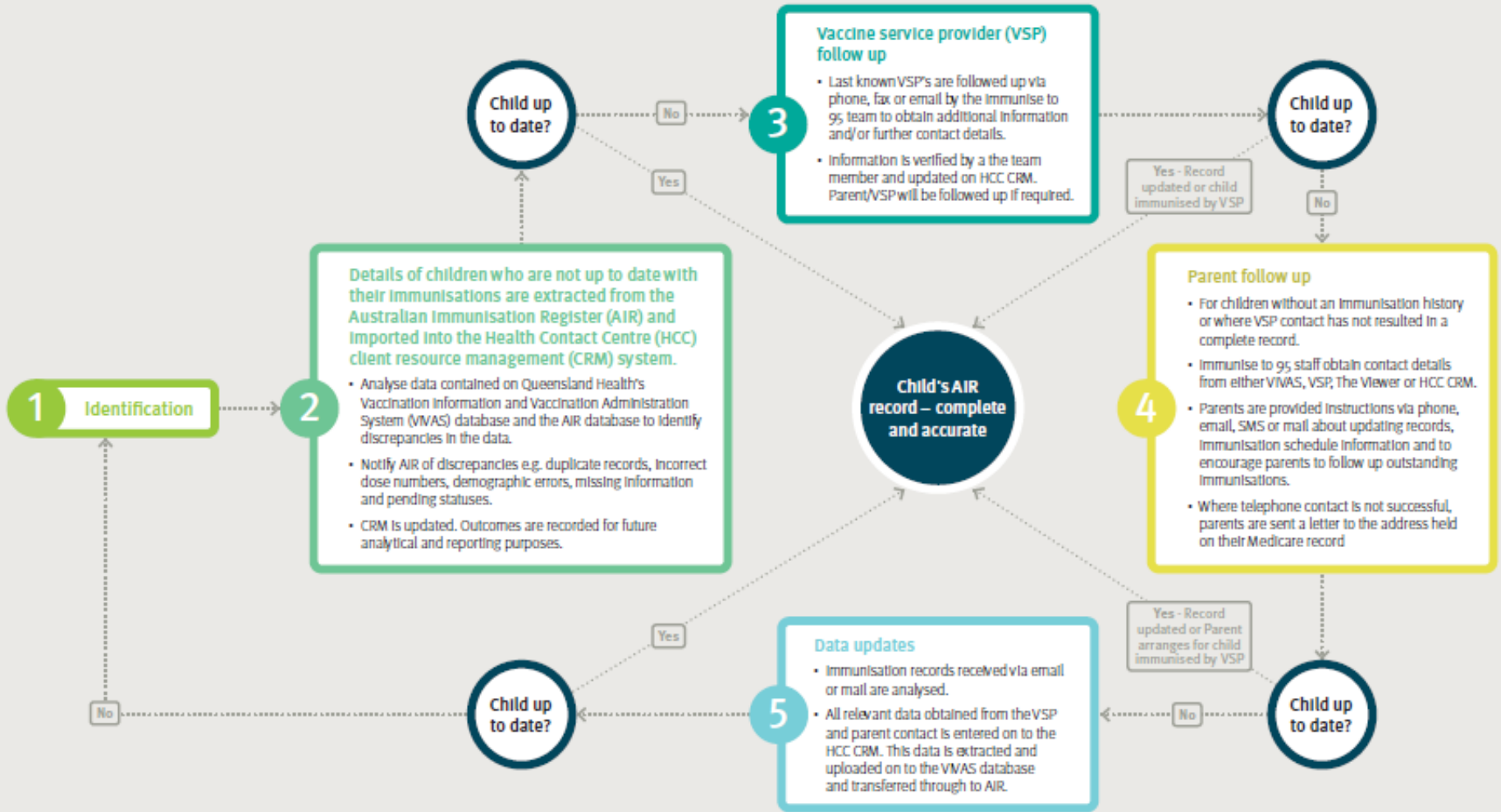
7.2%

of all Queensland children 0-14 years are of Aboriginal and/or Torres Strait Islander origin (66,080 children)

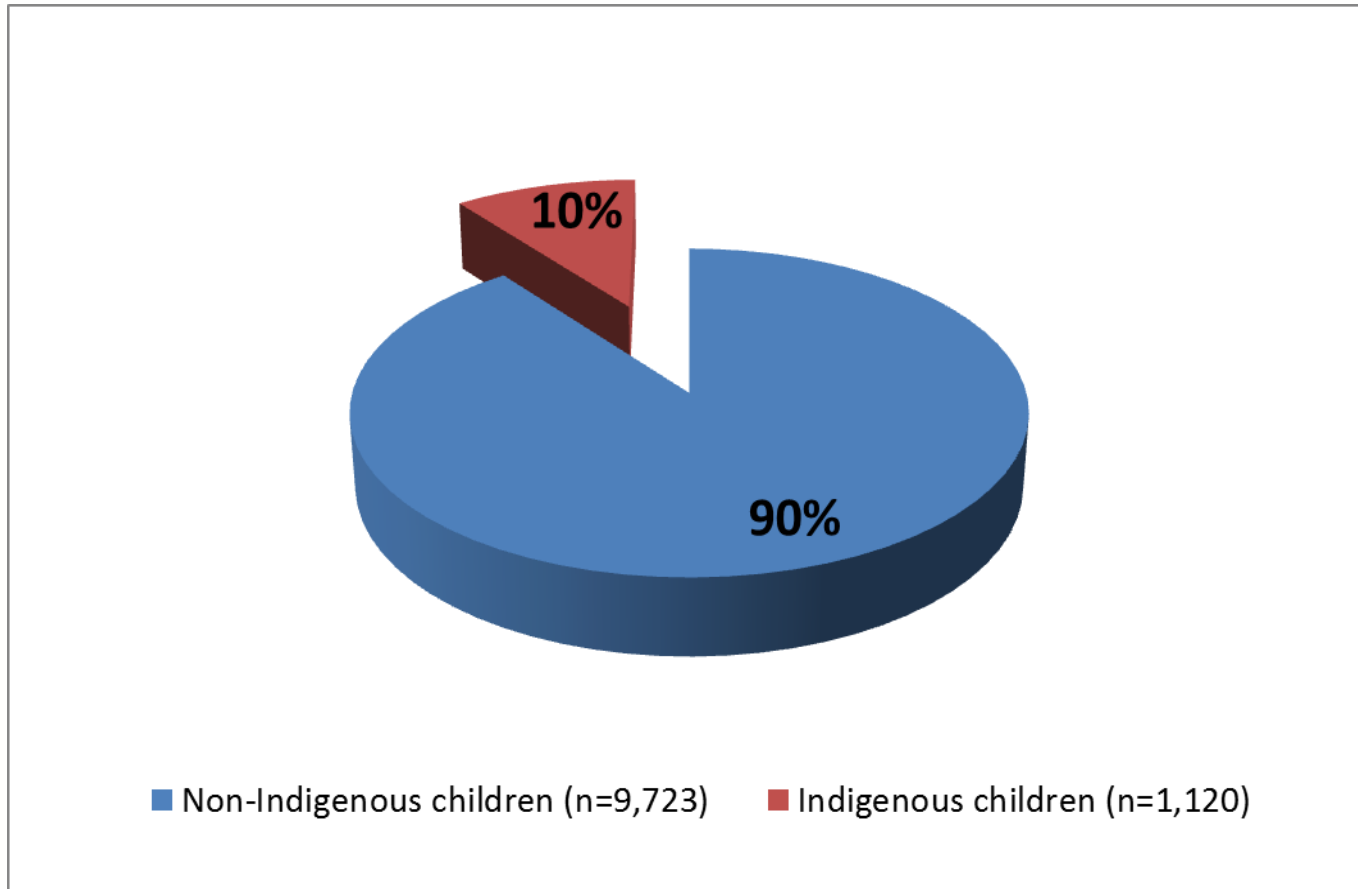
(a) Usual residence Census counts. Excludes overseas visitors. Includes Other Territories.

Source: ABS Census of Population and Housing, 2016

Health Contact Centre | Immunise to 95 follow-up model



Number of children followed up between January to June 2017

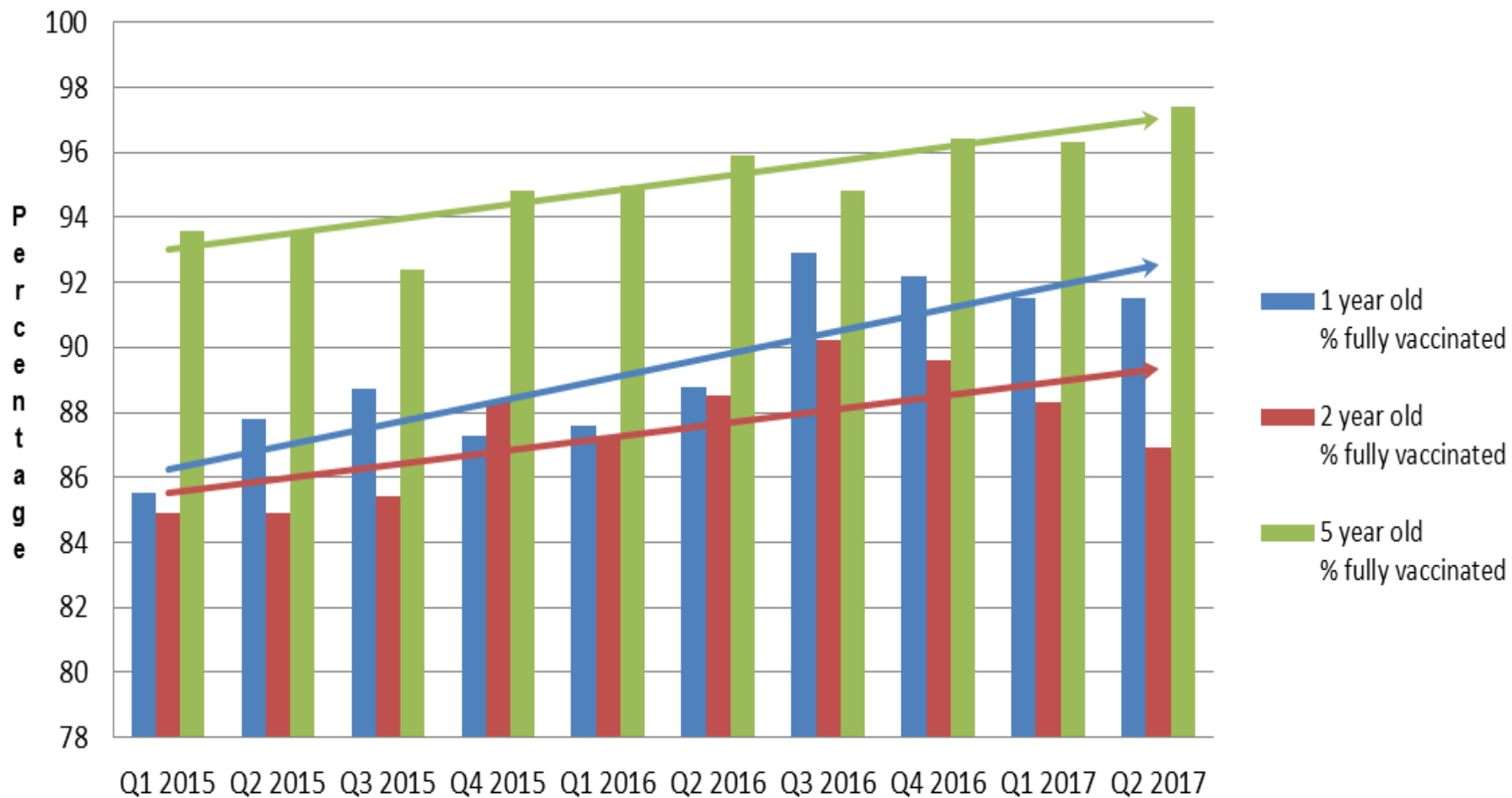


n = 10,843

Results – a comparison

Outcome	Indigenous (n=1,120)	Non-Indigenous (n=9,723)
Uncontactable by phone	31% (n=348)	32% (n=3,145)
Child's record updated	4% (n=41)	5% (n=505)
Child already up to date	36% (n=400)	28% (n=2,717)
Parent willing to act	4% (n=43)	6% (n=536)
Vaccine refuser	3% (n=31)	6% (n=596)

Queensland quarterly immunisation coverage Q1 2015 to Q2 2017
Percent of cohort fully vaccinated: Aboriginal and Torres Strait Islander children at 1, 2 and 5 years of age



Source: Australian Immunisation Register (AIR)

What have we learnt?

Anecdotally (after talking to many providers and many parents!)

- Indigenous families happy to be contacted
- Appreciated personal touch
- Providers lost contact
 - Families relocating
 - Phone numbers changing regularly
- Parents unable to locate immunisation records or unsure of previous immunisation history

What more can we do?

- Accept that follow up is resource intensive & challenging
- Follow up needs to happen often and soon after are immunisations are due
- Use multiple means of contact that suit contemporary parents – mobile phones, SMS, email
- Take a case management approach (timeliness remains an issue for Indigenous immunisation)
- Build and maintain strong relationships with immunisation providers